

Name of Policy: Seizure Disorder Protocol
Source: Student Affairs, Campus Security, and Academic Affairs
Form to Complete: N/A

Basic response procedures and information regarding students with seizure disorders:


- Instructors of students with disclosed seizure disorders will be provided with protocol each semester.
- Included in this procedure is a list of addresses for each of the buildings on campus. When calling 911, the instructor will need to share the building and address with emergency services.
- The student has the right to refuse transportation to a medical facility once the ambulance has arrived and EMT's have assessed the situation. If the student refuses transportation but still needs hospitalization, the EMT's will make the decision to override the refusal of transport. Always let emergency responders make that call.
- Due to liability issues, transportation to the medical facility must be via ambulance.

If transport to an emergency facility is not warranted, the student will be escorted by security to another location, where the student can rest while being monitored.

General Information:

Seizures are caused by periodic excessive and sudden outburst of electrical activity from abnormal neurons (impulse conductors) in the brain. This causes an interference of normal behavior. The following is a list of symptoms you may notice when a person has a seizure:

- Body becomes stiff.
- Loss of consciousness.
- Face appears pale and facial features distorted.
- Eyes may appear glazed or fixed.
- Breathing may be shallow.
- Twitching or jerking movements of the body lasting 1-5 minutes.



Protocol for responding to a seizure:

- Call 911 - ALWAYS
- Call Security to give location and request assistance (30 second call or less):
816-931-6666
- Attend to student's physical needs, as listed below:


Recommendations from the National Institute of Neurological Disorders and Strokes:

- Roll the person on their side to prevent choking on any fluids or vomit.
- Cushion the person's head.
- Loosen any tight clothing around the neck.
- Keep the person's airway open. If necessary, grip the person's jaw gently and tilt their head back.
- Do NOT restrict the person from moving unless they are in danger.
- Do NOT put anything into the person's mouth, not even medicine or liquid. These can cause choking or damage to the person's jaw, tongue, or teeth. Contrary to widespread belief, people cannot swallow their tongues during a seizure or any other time.
- Remove any sharp or solid objects that the person might hit during the seizure.
- Note how long the seizure lasts and what symptoms occurred so you can tell a doctor or emergency personnel if necessary.
- Stay with the person until the seizure ends.


Campus Addresses

Kansas City Art Institute
4415 Warwick Blvd.
Kansas City, MO 64111-1820

DeBruce Hall (Student Services/Liberal Arts) 4347 Oak Street



William T. Kemper Painting Studios 4446 Oak Street
East Building (Photo/Digital Film, Printmaking) 345 East 44 th Street
H&R Block Artspace 16 East 43 rd Street
Irving Building (Graphic Design, Product Design) 4402 Oak Street
Jannes Library and Learning Center 4538 Warwick Boulevard
Foundation North 324 East 43 rd Street
KCAI Gallery 4421 Warwick Blvd
Mineral Hall (Social Practices) 4340 Oak Street
Richard J. Stern Building (Ceramics) 4410 Warwick Boulevard



Barbara Marshall Residence Hall 4419 Warwick Boulevard
Vanderslice Hall (Administration) 4415 Warwick Boulevard
Volker Building (Sculpture and David T. Beals Studios for Art and Technology) 353 East 44 th Street
The Warehouse (Fiber) 4218 Walnut
West Building (Foundation) 4427 Walnut Street